

# LCD / PLASMA TV STANDS

High Audiovisual Performance  
Contemporary Design  
Functionality








NEO provides Audio & Video related products with focus on quality, functionality and aesthetics. Founded in 2004, a solid position and reputation worldwide has been build up over the years. Now represented worldwide in more than 50 countries via strong partnerships with a global network of distributors.

Our products are engineered to meet the demanding needs of today's electronics and represent an attentive monitoring of market trends and changes. Continuous research into materials and finishes has been distinguishing characteristic of NEO.

NEO is an international company manufacturing and marketing Hi-Fi and audiovisual equipment furniture.






## TEMPERED GLASS

TEMPERED GLASS means safety glass, for it is 5 times more resistant to breaking than normal float glass. When it overrides its support limit and is broken, it dismantles into little, blunt pieces. Our safety glass products are manufactured in European standards (EN 12150) and their durability is further certified by Joule test.



## ALUMINIUM TUBES

All Neo stands are constructed with strong and aesthetic aluminium columns with matte appearance on the surface. Anodized aluminium profiles are resistant to corrosion, finger prints and stains for many years.



## UV GLUING

In Neo, we employ a high-tech UV gluing technique to clamp glass and metal together. In this technique, a special type of glue is used that is solidified by UV rays. Connection points clamped by glue distribute both static and dynamic load evenly throughout the surface and carry the weight solidly without creating concentrated pressure points. This method is much firmer and safer than classic assemblage.



## TUBE-END PLUGS

In all of our products, we use tube-end plugs that absorb most of the vibration from the shelf system by preventing direct connection between aluminium and glass.



## UNIVERSAL BRACKETS

Neo employs a bracket system that is compliant with many major TV screen brands. You can turn it to both sides by 35° and arrange its height to suit your angle of vision. By using the SAFETY LOCK system, it makes sure your television does not slide or move out of its place. The stoppers ensure that it does not turn more than 35°.



## CABLE MANAGEMENT SYSTEM

This system enables you to organize and hide all the electrical and connecting cables, and provides a cable-free, clean and aesthetic look.



## HIDDEN CASTERS

Specially designed omni-directional hidden casters that move the furniture without scratching the floor.



## SILENT STOP

The integrated closure system lets drawers close gently and quietly. It brings perfect vertical and lateral stability.



## ADJUSTABLE SOFT DOWN STAY

The hardware keeps the downwards flap from slamming down. Soft down speed is adjustable. Speed adjustment screw is located on front for easy adjustment.

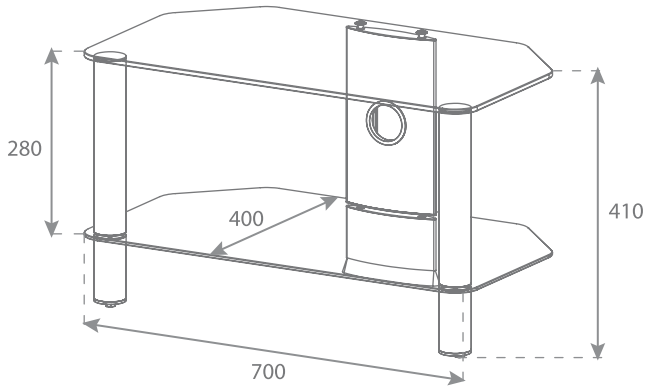
## NEO 270



MAXIMUM TOP LOAD  
60 KG



MAXIMUM SCREEN SIZE  
32"



Top glass 8 mm, second glass 5 mm tempered glass with flat polished edge

Cylindrical shaped and elliptical shaped aluminium profiles

Integrated Cable Management System

Hidden Casters

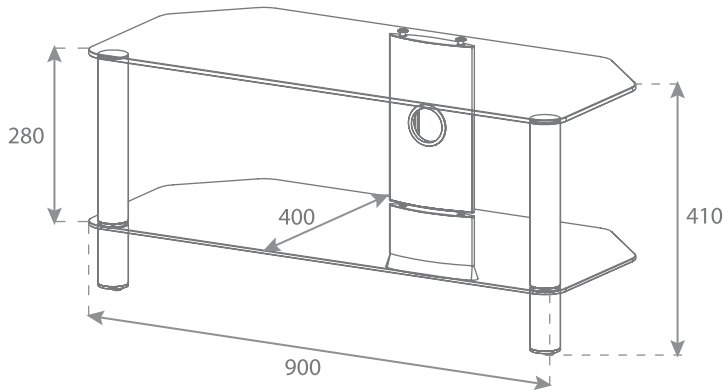
## NEO 290



MAXIMUM TOP LOAD  
60 KG



MAXIMUM SCREEN SIZE  
40"



Top glass 8 mm, second glass 5 mm tempered glass with flat polished edge

Cylindrical shaped and elliptical shaped aluminium profiles

Integrated Cable Management System

Hidden Casters

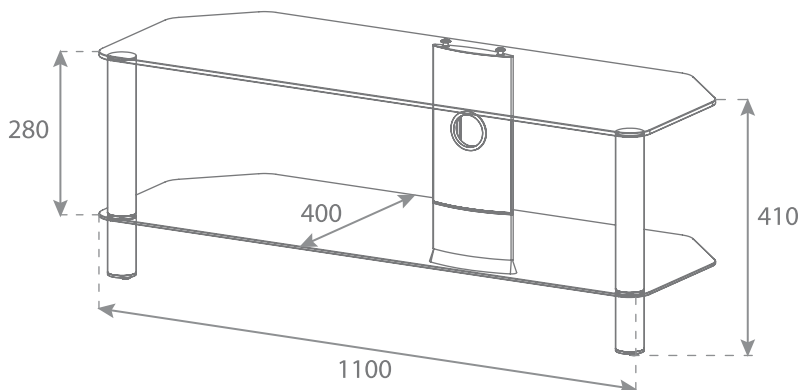
## NEO 2110



MAXIMUM TOP LOAD  
80 KG



MAXIMUM SCREEN SIZE  
46"



Top glass 8 mm, second glass 5 mm tempered glass with flat polished edge

Cylindrical shaped and elliptical shaped aluminium profiles

Integrated Cable Management System


Hidden Casters



NEO 2110-B-BLK

BLACK

CLEAR




Glass Colors



NEO 2110-B-SLV

SILVER

BLACK



Aluminium Colors

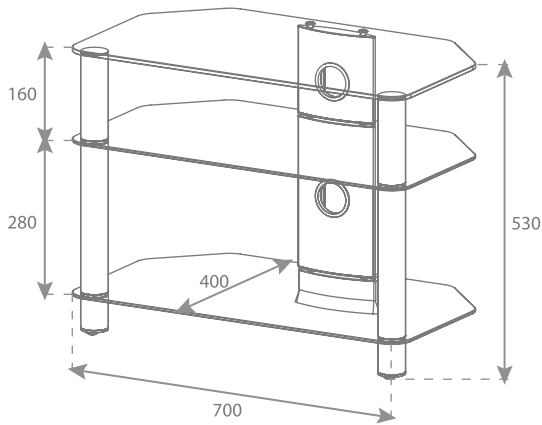
## NEO 370



MAXIMUM TOP LOAD  
60 KG



MAXIMUM SCREEN SIZE  
32"



Top glass 8 mm, second and third shelves 5 mm tempered glass with flat polished edge

Cylindrical shaped and elliptical shaped aluminium profiles

Integrated Cable Management System

Hidden Casters

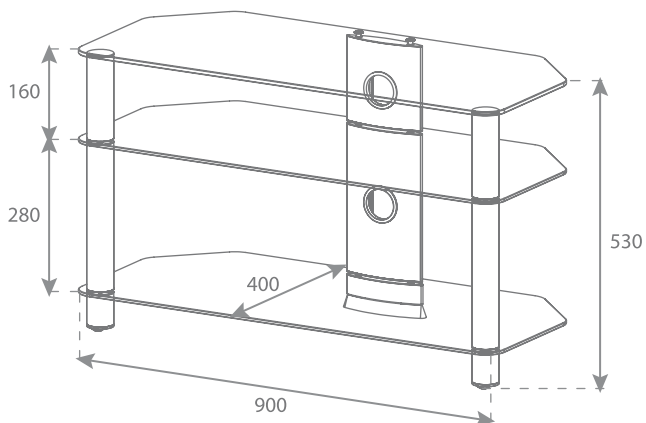
## NEO 390



MAXIMUM TOP LOAD  
60 KG



MAXIMUM SCREEN SIZE  
48"



Top glass 8 mm, second and third shelves 5 mm tempered glass with flat polished edge

Cylindrical shaped and elliptical shaped aluminium profiles

Integrated Cable Management System

Hidden Casters

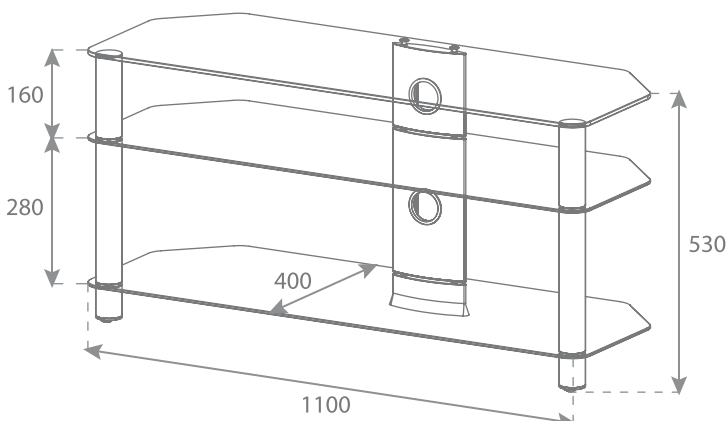
## NEO 3110



MAXIMUM TOP LOAD  
80 KG



MAXIMUM SCREEN SIZE  
46"



Top glass 8 mm, second and third shelves 5 mm tempered glass with flat polished edge

Cylindrical shaped and elliptical shaped aluminium profiles

Integrated Cable Management System

Hidden Casters






NEO 390-B-SLV




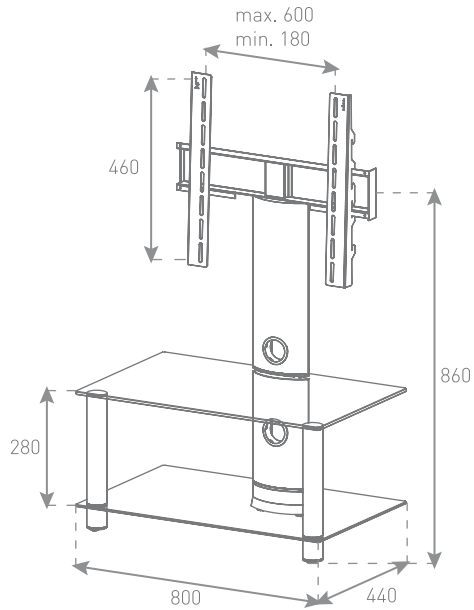
NEO 390-C-SLV



## NEO 80

 MAXIMUM BRACKET LOAD  
30 KG

 MAXIMUM SCREEN SIZE  
32"



Top glass 8 mm, second glass 5 mm tempered glass with flat polished edge

Cylindrical shaped and elliptical shaped aluminium profiles

Integrated Cable Management System


Adjustable height system ( $\pm 15$ )

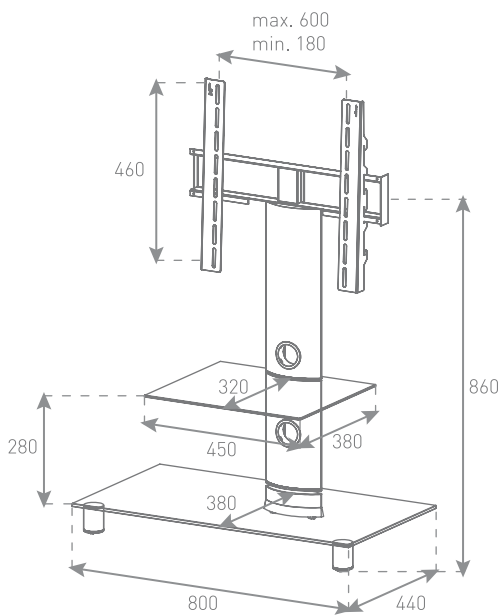
Hidden Casters

Swivel Mechanism ( $35^\circ$  both sides)

## NEO 81

 MAXIMUM BRACKET LOAD  
30 KG

 MAXIMUM SCREEN SIZE  
32"



Top glass 6 mm, second glass 8 mm tempered glass with flat polished edge

Cylindrical shaped and elliptical shaped aluminium profiles

Integrated Cable Management System

Adjustable height system ( $\pm 15$ )

Hidden Casters

Swivel Mechanism ( $35^\circ$  both sides)



NEO 81-B-BLK

BLACK

CLEAR



Glass Colors



NEO 80-B-SLV

SILVER

BLACK



Aluminium Colors

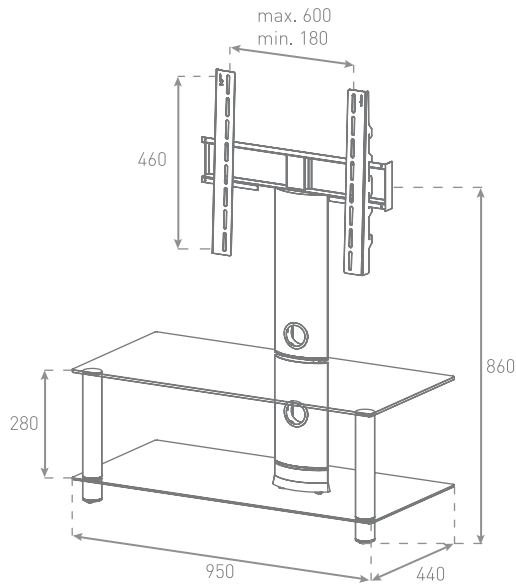
## NEO 95



MAXIMUM BRACKET LOAD  
40 KG



MAXIMUM SCREEN SIZE  
46"



Top glass 8 mm, second glass 5 mm tempered glass with flat polished edge

Cylindrical shaped and elliptical shaped aluminium profiles

Integrated Cable Management System

Adjustable height system ( $\pm 15$ )

Hidden Casters

Swivel Mechanism ( $35^\circ$  both sides)

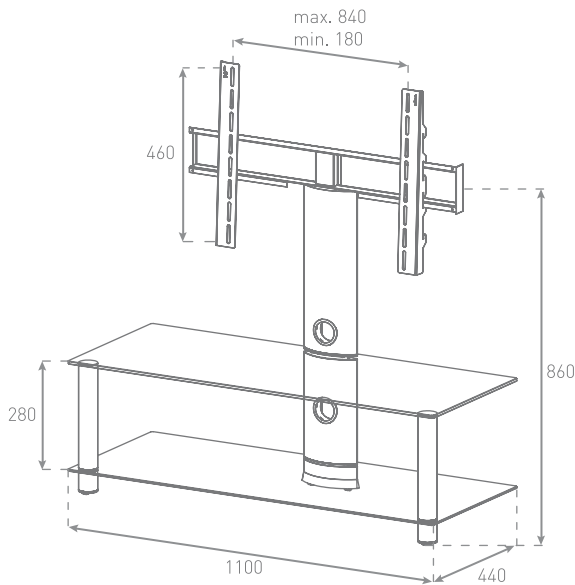
## NEO 110



MAXIMUM BRACKET LOAD  
50 KG



MAXIMUM SCREEN SIZE  
46"



Top glass 8 mm, second glass 5 mm tempered glass with flat polished edge

Cylindrical shaped and elliptical shaped aluminium profiles

Integrated Cable Management System

Adjustable height system ( $\pm 15$ )

Hidden Casters

Swivel Mechanism ( $35^\circ$  both sides)

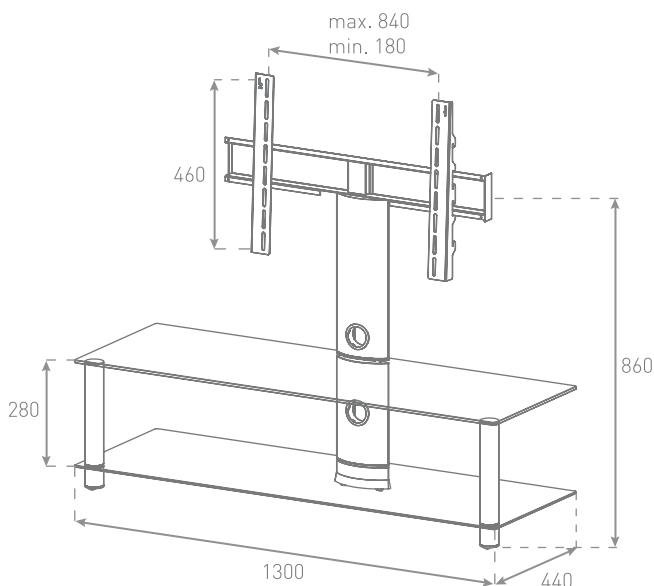
## NEO 130



MAXIMUM BRACKET LOAD  
60 KG



MAXIMUM SCREEN SIZE  
52"



Top glass 8 mm, second glass 6 mm tempered glass with flat polished edge

Cylindrical shaped and elliptical shaped aluminium profiles

Integrated Cable Management System

Adjustable height system ( $\pm 15$ )

Hidden Casters

Swivel Mechanism ( $35^\circ$  both sides)



# NEO 110-B-SLV

BLACK

CLEAR




Glass Colors



NEO 110-B-SLV

SILVER

BLACK



Aluminium Colors

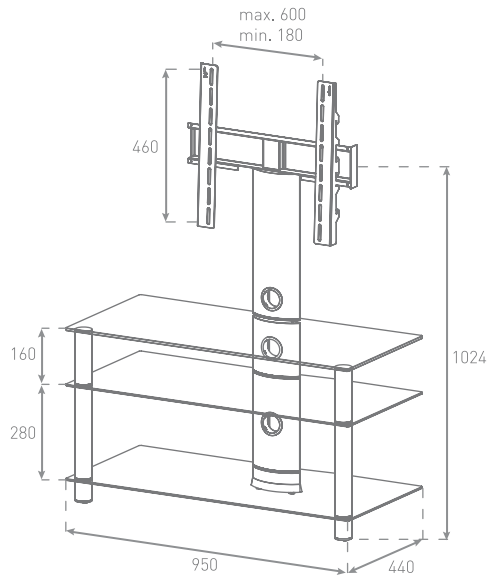
## NEO 953



MAXIMUM BRACKET LOAD  
40 KG



MAXIMUM SCREEN SIZE  
37"



Top glass 8 mm, second glass 5 mm tempered glass with flat polished edge

Cylindrical shaped and elliptical shaped aluminium profiles

Integrated Cable Management System

Adjustable height system ( $\pm 15$ )

Hidden Casters

Swivel Mechanism ( $35^\circ$  both sides)

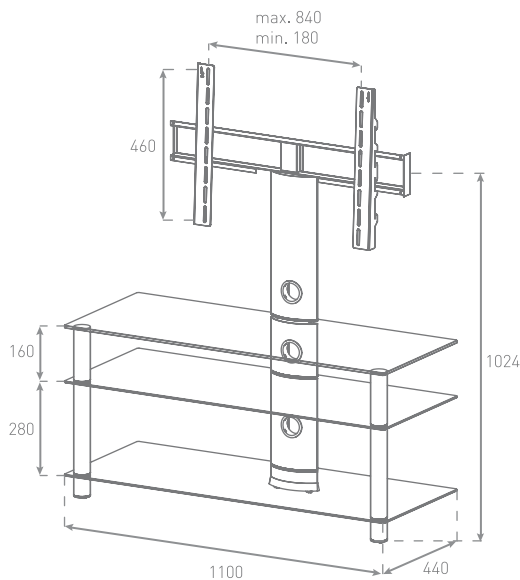
## NEO 1103



MAXIMUM BRACKET LOAD  
50 KG



MAXIMUM SCREEN SIZE  
42"



Top glass 8 mm, second glass 5 mm tempered glass with flat polished edge

Cylindrical shaped and elliptical shaped aluminium profiles

Integrated Cable Management System

Adjustable height system ( $\pm 15$ )

Hidden Casters

Swivel Mechanism ( $35^\circ$  both sides)

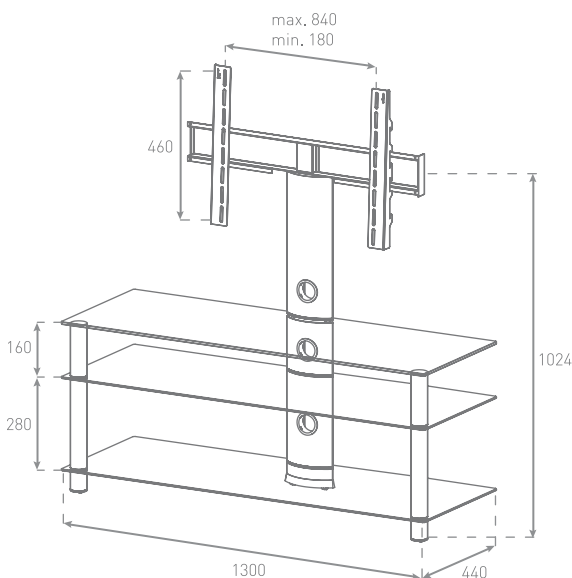
## NEO 1303



MAXIMUM BRACKET LOAD  
50 KG



MAXIMUM SCREEN SIZE  
50"



Top glass 8 mm, second glass 5 mm tempered glass with flat polished edge

Cylindrical shaped and elliptical shaped aluminium profiles

Integrated Cable Management System

Adjustable height system ( $\pm 15$ )

Hidden Casters

Swivel Mechanism ( $35^\circ$  both sides)



NEO 1103-B-BLK

BLACK

CLEAR



Glass Colors



NEO 1103-B-SLV

SILVER

BLACK



Aluminium Colors



TROY SERIES  
THE BEAUTIFUL  
SIMPLICITY

---





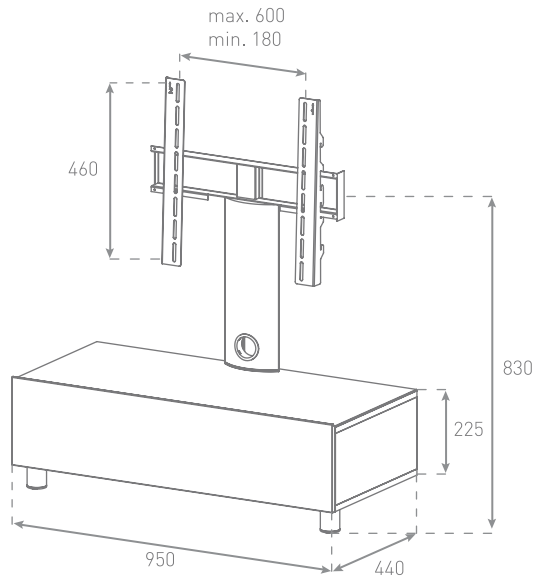
TRN 1095



MAXIMUM BRACKET LOAD  
40 KG



MAXIMUM SCREEN SIZE  
40"



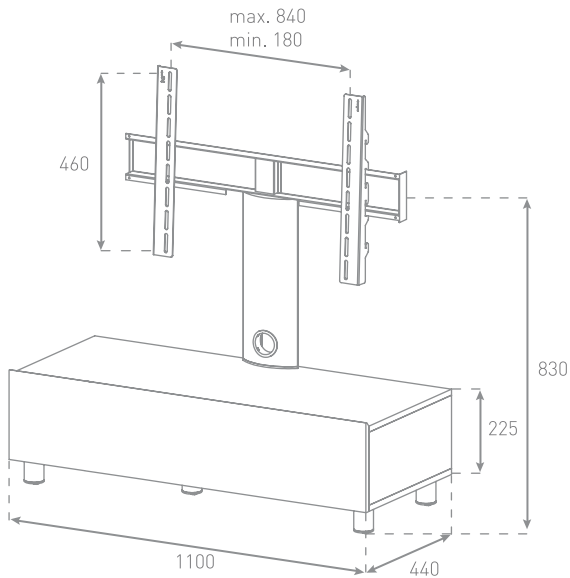
TRN 1110



MAXIMUM BRACKET LOAD  
50 KG



MAXIMUM SCREEN SIZE  
46"



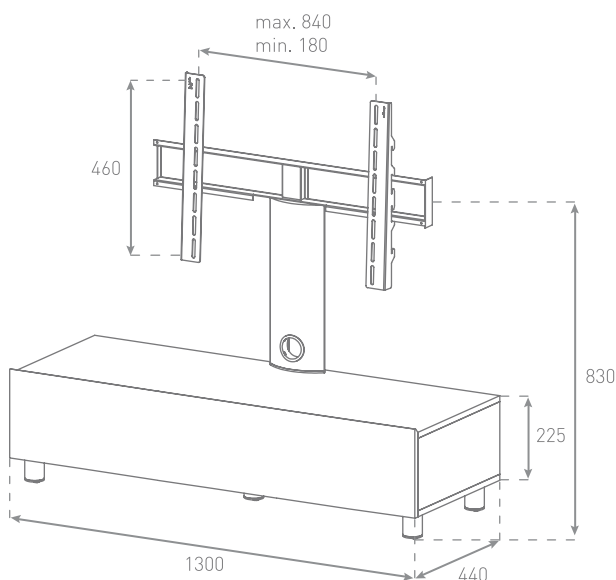
TRN 1130



MAXIMUM BRACKET LOAD  
50 KG



MAXIMUM SCREEN SIZE  
52"



Tempered glass with flat polished edge

MDF cabinet door with non-scratch high gloss unicolor decors or wood decor finishing

Cabinet-flap downwards or silent stop drawer

Adjustable height system ( $\pm 15$ )

Integrated Cable Management System

Hidden Casters

Swivel Mechanism ( $35^\circ$  both sides)

Pianoblack glass, black aluminium column & legs, black cabinet, optional cabinet door colors



TRN 1095-B-BLK

GRAPHITE

WENGE

WHITE

BLACK



TRN 1095-B-WHT



TRN 1095-B-WNG



TRN 1095-B-GRP

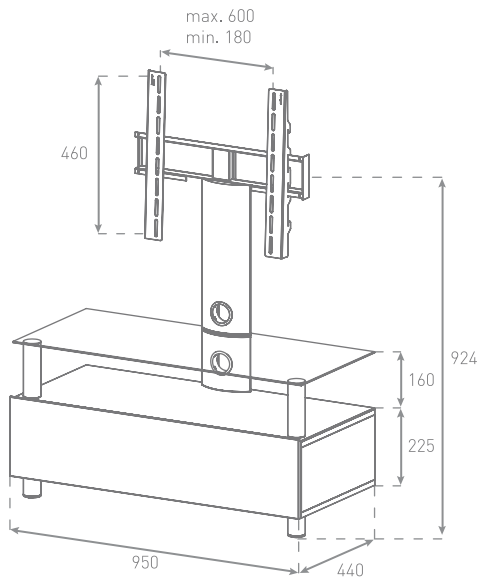
TRN 1953



MAXIMUM BRACKET LOAD  
40 KG



MAXIMUM SCREEN SIZE  
48"



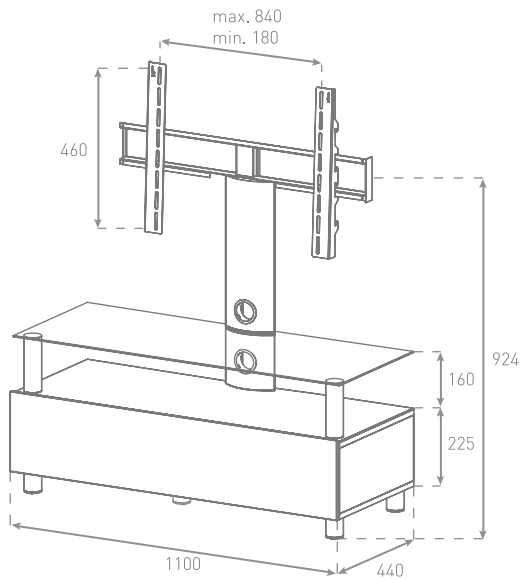
TRN 1113



MAXIMUM BRACKET LOAD  
50 KG



MAXIMUM SCREEN SIZE  
46"



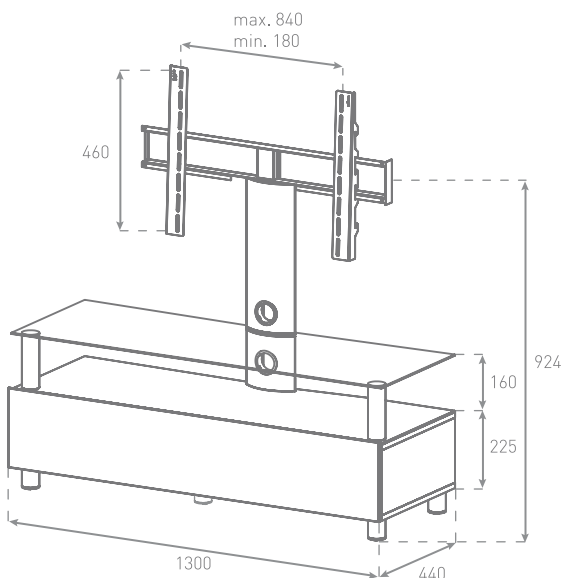
TRN 1133



MAXIMUM BRACKET LOAD  
50 KG



MAXIMUM SCREEN SIZE  
52"



Tempered glass with flat polished edge

MDF cabinet door with non-scratch high gloss unicolor decors or wood decor finishing

Cabinet-flap downwards or silent stop drawer

Adjustable height system ( $\pm 15$ )

Integrated Cable Management System

Hidden Casters

Swivel Mechanism ( $35^\circ$  both sides)

Pianoblack glass, black aluminium column & legs, black cabinet, optional cabinet door colors



TRN 1113-B-GRP

GRAPHITE

WENGE

WHITE

BLACK



TRN 1113-B-WHT



TRN 1113-B-WNG



TRN 1113-B-BLK

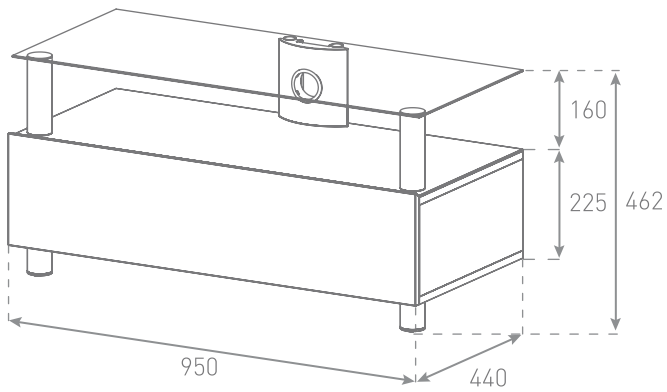
TRN 2095



MAXIMUM TOP LOAD  
60 KG



MAXIMUM SCREEN SIZE  
48"



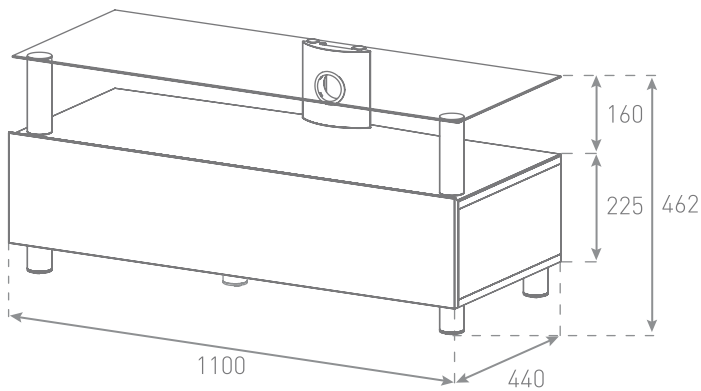
TRN 2110



MAXIMUM TOP LOAD  
80 KG



MAXIMUM SCREEN SIZE  
46"



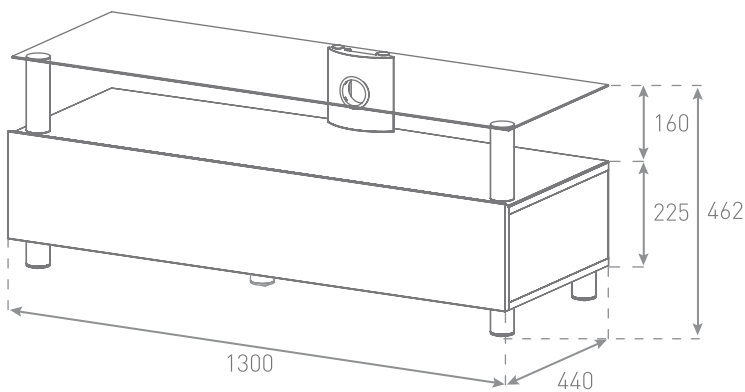
TRN 2130



MAXIMUM TOP LOAD  
80 KG



MAXIMUM SCREEN SIZE  
52"



Tempered glass with flat polished edge

MDF cabinet door with non-scratch high gloss unicolor decors or wood decor finishing

Cabinet-flap downwards or silent stop drawer

Integrated Cable Management System

Hidden Casters

Pianoblack glass, black aluminium column & legs, black cabinet, optional cabinet door colors



TRN 2130-B-WHT

GRAPHITE

WENGE

WHITE

BLACK



TRN 2130-B-WNG



TRN 2130-B-GRP



TRN 2130-B-BLK

